

SYDNEY ST.

VS

MELBOURNE ST.

Sydney is *larger*...but **Melbourne** is growing **18% faster** and will be Australia's *largest city* by 2050

Population: 4,879,000

👤 = 20,000



Growth: 80,965 - **1.73%**

Population: 4,492,000

👤 = 20,000



Growth: 95,497 - **2.25%**

Sydney is *more culturally diverse*...and gets nearly *twice as many overseas visitors*



Place of Birth

58.1% Australia
3.7% China
3.3% England



Ancestry

19.4% English
19.3% Australian
7.0% Chinese



Tourism International Arrivals

12,753,000



Place of Birth

62.6% Australia
3.3% England
2.8% India



Ancestry

20.8% English
20.4% Australian
6.8% Irish



Tourism International Arrivals

7,000,000

More **Melbournites** *drive to work*...while more **Sydneysiders** *walk*

Iconic Landmark
Sydney Opera House
Opened 1973



Commuting to work
Iconic Transport
Ferry
Commuters: 11,825



Drove a car
1,050,069



Cycled
18,225



Walked
81,581

Iconic Landmark
Flinders Street Station
Opened 1854



Commuting to work
Iconic Transport
Tram
Commuters: 72,862



Drove a car
1,155,094



Cycled
29,658



Walked
54,982

Sydney gets *more rain*...but has *more sunny days*



Avg. Max
22.5°C



Avg. Min
14.5°C



Rainfall
1223 mm



Cloudy
129 days



Clear
107 days



Avg. Max
20.4°C



Avg. Min
11.4°C



Rainfall
603 mm



Cloudy
180 days



Clear
46 days

Melbourne has *larger stadiums*...and *more passionate club members!*



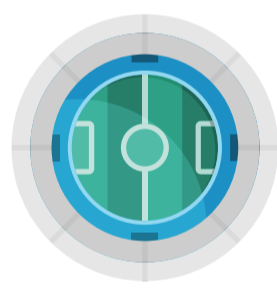
Largest Stadium
ANZ Stadium
Capacity: 83,500
Largest Crowd: 83,833
NRL Grand Final 2014



Sporting Teams
9 NRL
2 AFL
2 Soccer




Club with most members
Sydney Swans
over 40,000 members



Largest Stadium
MCG
Capacity: 100,024
Largest Crowd: 130,000
Billy Graham 1959



Sporting Teams
9 AFL
2 Soccer
1 NRL



Club with most members
Collingwood
80,793 members

Melbourne hosted Australia's *first Olympics*...but **Sydney's** was the *"best Olympic games ever"*!

2000 Summer Olympics - Australian Medals




1956 Summer Olympics - Australian Medals



Sydneysiders *earn more* on average...but *pay 37% more* for their houses (but *less* for coffee)



Household Income
\$1,490



Avg. House Price
\$843,994



Avg. Cost of Coffee
\$3.34



Household Income
\$1,337



Avg. House Price
\$615,068



Avg. Cost of Coffee
\$3.43

And while the **Sydney - Melbourne** rivalry is strong...
all Australians agree that they are *two of the greatest global cities!*

Sources

Australian Bureau of Statistics (abs.gov.au)
Australian Bureau of Meteorology (bom.gov.au)
McCrindle

© McCrindle 2014
www.mccrindle.com.au
www.researchvisualisation.com

Infographic
brought to you by..

mccrindle
FORECASTS • STRATEGY • RESEARCH

Melbourne
office now open!