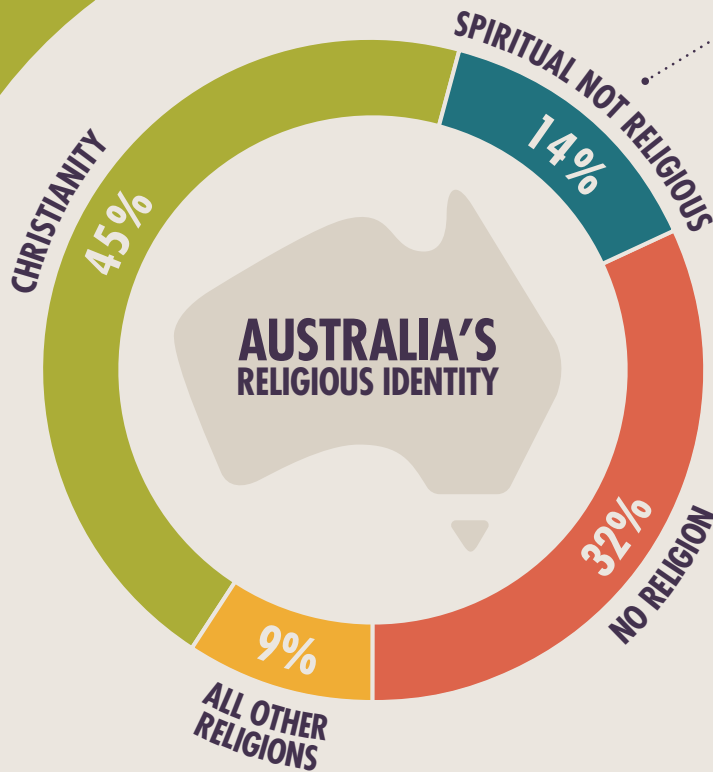


FAITH & BELIEF IN AUSTRALIA DEFINED

Full report at faithandbelief.org.au



WHAT DO THE SPIRITUAL BUT NOT RELIGIOUS BELIEVE? (TOP 3)

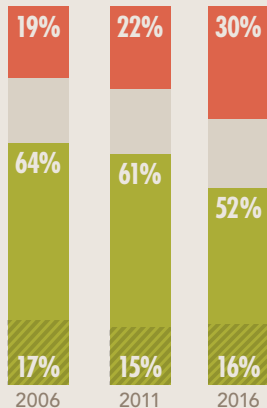
- 1 'There is an ultimate purpose and meaning' **36%**
- 2 Inward journey of self-discovery **26%**
- 3 Mixture of religious beliefs **22%**

WHY NO RELIGION? (TOP 3)

- 1 Prefer science and 'evidence-based' approach **49%**
- 2 'Religion is a crutch for the weak' **18%**
- 3 'Religion is outdated & traditional' **14%**

NO RELIGION INCREASING

Australian Bureau of Statistics




CHRISTIAN AFFILIATION DECLINING

Australian Bureau of Statistics

BUT CHURCH ATTENDANCE STABLE

NCLS Research

2016 CENSUS RESULTS



Almost 1.5 million **111**
Australian adults do not
know any Christians (8%)

THE JOURNEY TO (AND FROM) BELIEF

TOP ATTRACTORS TO RELIGION & SPIRITUALITY

% who are strongly attracted

- ✓ **16%** Seeing people who live out a genuine faith
- ✓ **13%** Experiencing a personal trauma or life event
- ✓ **12%** Stories or testimonies from people who have changed due to their faith

GREATEST INFLUENCES ON OPINIONS OF CHRISTIANS & CHRISTIANITY

1. PARENTS & FAMILY
2. FRIENDS & NETWORKS
3. BOOKS & ARTICLES
4. THE MEDIA



57% **25%** **22%** **21%**



AUSTRALIAN ATTITUDES TOWARDS CHRISTIANITY

Almost 1 in 4 warm (24%)

1 in 8 neutral (12%)

1 in 4 cool (26%)



I consider myself a Christian (38%)

I believe in Christianity, but don't consider myself a Christian

I believe much of Christianity, but still have some significant doubts

I believe in the ethics and values of Christianity, but I don't practice Christianity in any way

I believe Christianity and churches should have religious freedoms, but I don't want to be involved

I have some issues with Christianity and it isn't for me

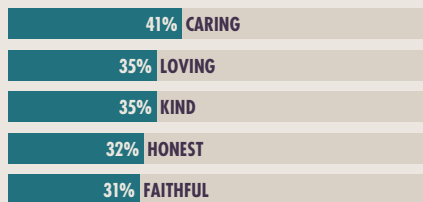
I have strong reservations about Christianity and have no interest in it

I am passionately opposed to Christianity

Modified Engels Scale

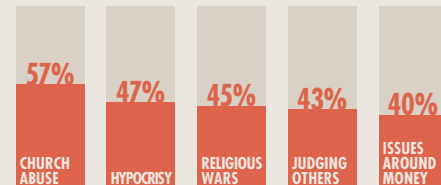
TOP 5 PERCEPTIONS OF CHRISTIANS

92% of Australians know at least one Christian (n = 932). They see Christians as:



TOP 5 BEHAVIOUR BLOCKERS

Behaviours that are most likely to prevent 'Non Christians' who are 'open to change' from exploring Christianity (n = 266) (% massive negative influence)



Methodology

A national survey of Australians n = 1,024. Responses reflect full sample except where otherwise stated. Research conducted January 2017. Australian public data is sourced from the Australian Bureau of Statistics. 2018 Australian Community Study by NCLS Research. ©McCrimdle 2019.

Commissioned by



Research & infographic by

